

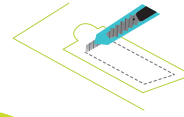


☆最初にグレーの破線の箇所にカッターで切り込みを入れてから、ハサミでまわりをカットして下さい。
 ※全ての切り込み作業を終えてから、まわりをカットした方がやりやすいです。



To Do List

Shopping List

Daily Schedule

6 _____
 7 _____
 8 _____
 9 _____
 10 _____
 11 _____
 12 _____
 13 _____
 14 _____
 15 _____
 16 _____
 17 _____
 18 _____
 19 _____
 20 _____
 21 _____
 22 _____
 23 _____
 24 _____

To Do List

Shopping List

Daily Schedule

6 _____
 7 _____
 8 _____
 9 _____
 10 _____
 11 _____
 12 _____
 13 _____
 14 _____
 15 _____
 16 _____
 17 _____
 18 _____
 19 _____
 20 _____
 21 _____
 22 _____
 23 _____
 24 _____

To Do List

Shopping List

Daily Schedule

6 _____
 7 _____
 8 _____
 9 _____
 10 _____
 11 _____
 12 _____
 13 _____
 14 _____
 15 _____
 16 _____
 17 _____
 18 _____
 19 _____
 20 _____
 21 _____
 22 _____
 23 _____
 24 _____

To Do List

Shopping List

Daily Schedule

6 _____
 7 _____
 8 _____
 9 _____
 10 _____
 11 _____
 12 _____
 13 _____
 14 _____
 15 _____
 16 _____
 17 _____
 18 _____
 19 _____
 20 _____
 21 _____
 22 _____
 23 _____
 24 _____

24 _____
 23 _____
 22 _____
 21 _____
 20 _____
 19 _____
 18 _____
 17 _____
 16 _____
 15 _____
 14 _____
 13 _____
 12 _____
 11 _____
 10 _____
 9 _____
 8 _____
 7 _____
 6 _____

Daily Schedule

Shopping List

To Do List

24 _____
 23 _____
 22 _____
 21 _____
 20 _____
 19 _____
 18 _____
 17 _____
 16 _____
 15 _____
 14 _____
 13 _____
 12 _____
 11 _____
 10 _____
 9 _____
 8 _____
 7 _____
 6 _____

Daily Schedule

Shopping List

To Do List

24 _____
 23 _____
 22 _____
 21 _____
 20 _____
 19 _____
 18 _____
 17 _____
 16 _____
 15 _____
 14 _____
 13 _____
 12 _____
 11 _____
 10 _____
 9 _____
 8 _____
 7 _____
 6 _____

Daily Schedule

Shopping List

To Do List

24 _____
 23 _____
 22 _____
 21 _____
 20 _____
 19 _____
 18 _____
 17 _____
 16 _____
 15 _____
 14 _____
 13 _____
 12 _____
 11 _____
 10 _____
 9 _____
 8 _____
 7 _____
 6 _____

Daily Schedule

Shopping List

To Do List

